



# Arkansas Department of Agriculture



Local Food, Farms, and Jobs Act Annual Report 2024  
July 1, 2023 - June 30, 2024

# Table of Contents

- Term Definitions ..... 1
- Executive Summary ..... 2
  - Overview ..... 2
- Background ..... 3
- Summary of 2024 Submitted Reports ..... 5
  - Screening Questions ..... 6
  - Respondents Eligible for Full Report ..... 6
  - Food and Beverage Procurement ..... 8
  - Local Farm and Food ..... 9
  - Institution Commitment ..... 9
  - Motivators and Barriers ..... 10
- Conclusion ..... 11
- Appendix A: Respondents ..... 13
- Appendix B: Local Food Vendors ..... 22
- Appendix C: Reported Local Farm and Food Products ..... 24

*Respectfully submitted to:*  
*The Honorable Sarah Huckabee Sanders, Governor*  
*Co-Chairs of the Arkansas Legislative Council*  
*House and Senate Committees on Agriculture, Forestry, and Economic Development*

*Prepared by:*  
*The Arkansas Department of Agriculture*

*Arkansas Department of Agriculture: Jessica Chapman, Jeffery Powell, Amy Lyman, Shealyn Sowers, and Alex Johnston. Graphic design by Joby Miller.*

## Term Definitions

- **Institute:** Institute of higher education (college, university), school district, early childhood education facility, state agency or other entity of the state, Medicaid funded/provider (senior care center, residential treatment facility, skilled nursing facility, etc.), public library, and other designees under contract within Arkansas.
- **Local:** Food products that are grown in Arkansas, packaged and processed in Arkansas, and/or both.
- **Median:** The median is included in this report as a general representation of the central measure or middle number if the values were lined up sequentially from smallest to largest. Mean (also known as average) was not included because of the wide range in the reach and size of the institutions reporting.
- **Complete/Partially Complete:** Responses were considered partially complete if some information was provided but the respondent did not provide both their total and local food budgets.

# Executive Summary

## Overview

The Local Food, Farms, and Jobs Act (Local Food Act) was enacted in 2017 and amended in 2019 to enhance local farm and food economies across the state. The Local Food Act mandates institutions that received at least \$25,000 from the State of Arkansas to aim for at least 20% of their food product purchases to be local. Each institution that received \$25,000 or more from the State of Arkansas and offered a food service program in fiscal year 2024 is required to report on its local food procurement budget to the Arkansas Department of Agriculture.

<b>Institution Participation:</b>	<b>Total:</b>	<b>Page Reference:</b>
Total institutions identified:	1,397	Page 6
Responded to initial screening:	658 (47.1%)	Page 6
Did not respond to screening:	739 (52.9%)	Page 6
Met criteria for reporting:	523 (79.5%)	Page 6
Did not meet criteria:	135 (20.5%)	Page 6
Completed full survey:	466 (89.1%)	Page 6
Partially completed survey:	57 (10.9%)	Page 7
<b>Key Findings from FY 2024</b>		
Number of institutions reporting total food budget:	530	Page 8
Reported total food budget:	\$348,127,363.20	Page 8
Reported median food budget:	\$195,028.00	Page 8
Number of institutions reporting local food budget:	530	Page 8
Number of institutions purchased local food:	464	Page 8
Reported total spent on local food:	\$56,722,445.99	Page 8
Institutions meeting criteria median local food spent:	\$26,607.17	Page 8
Reported median local food spent:	\$36,315.91	Page 8
Median percentage of total food budget on local food:	17.4%	Page 8
Reported meeting 20% of local food goal:	230	Page 8
<b>Vendor and Product Insights</b>		
Common vendors:	Hiland Dairy, Sysco Food Services	Page 9
Top products purchased:	Chicken, milk, ground beef, pork, apples	Page 9
<b>Procurement Plans</b>		
Working with distributors/wholesalers:	74.9%	Page 9
Direct purchases from farmers/producers:	35.9%	Page 9
<b>Institution Preferences</b>		
Interest in vegetables:	77.5%	Page 9
Interest in meat products:	79.0%	Page 9
<b>Motivators and Barriers</b>		
Top motivators:	Meeting the requirements of the Local Food Act; higher quality products	Page 10
Top barriers:	Higher cost for local food and/or farm products; lack of supply to meet needs	Page 10

For detailed information, please refer to the full 2024 Local Food, Farms, and Jobs Act Annual Report that follows.

## Background

The Local Food, Farms, and Jobs Act (Local Food Act) was enacted in 2017 to create, strengthen, and expand local farm and food economies throughout the state. The Local Food Act also intended to support and encourage the procurement of local farm or food products as a significant portion of all food products.

The Local Food Act of 2017, codified at A.C.A. 15-4-3801, required institutions that received at least \$25,000 from the State of Arkansas for the purchase of food products to set a goal to ensure that 10% of the amount budgeted for food purchases in fiscal year 2018 was spent on local farm and food products. The goal increased to at least 20% for subsequent fiscal years.

The law also required institutions to submit information annually about their local food procurement to the Bureau of Legislative Research. The Bureau of Legislative Research was instructed to submit an annual report to the Governor and the co-chairs of the Legislative Council, or the co-chairs of the Joint Budget Committee, if the General Assembly was in session.

The Bureau of Legislative Research fulfilled the reporting requirements in 2017 and 2018 by sending a form to institutions meeting the definition as defined in the Local Food Act. In 2017, the Bureau of Legislative Research surveyed 130 institutions, and 103 (79.2%) responded. Of the 103 responses, 12 (11.7%) of the institutions reported they met the reporting criteria and 91 (88.3%) of the institutions reported that they did not meet the reporting criteria because they did not receive at least \$25,000 from the state to purchase food or food products. Based on the data received in fiscal year 2017, the median percentage of the food budget that was spent on local farm and food products was 8.0%.

In 2018, the Bureau of Legislative Research surveyed 146 institutions, and 55 (37.7%) responded. Of the 55 responding institutions, eight (14.5%) met the criteria for reporting and 47 (85.5%) reported that they did not meet the reporting requirements. Based on the data received in fiscal year 2018, the median percentage of the food budget that was spent on local farm and food products was 11.0%. A copy of the 2017 and 2018 annual reports can be found on the Department's website at [agriculture.arkansas.gov/arkansas-department-of-agriculture-programs/the-local-food-farms-and-jobs-act](http://agriculture.arkansas.gov/arkansas-department-of-agriculture-programs/the-local-food-farms-and-jobs-act).

Significant changes were made to the Local Food Act during the 2019 legislative session of the Arkansas General Assembly by Act 796 of 2019. The amendment requires institutions that receive at least \$25,000 a year from the state and offer a food service program to report annually on their local food procurement. It increased the local food procurement goal from 20% of the institution's purchases of food products to be spent on local farm and food products to at least 20%.

The amendment expanded the number of institutions required to report by changing the definition of "institution" to include institutes of higher education, childcare facilities, after-school programs, state parks, state agencies, and designees under contract that receive at least \$25,000 a year from the state. Further, it expanded the duties of a program coordinator position to work with distributors and assist producers in gaining access to institutions, distribution networks, and food service operators. Finally, the amendment placed the responsibility to collect and report on local food procurement data with the Arkansas Department of Agriculture (Department) and required the annual report to be submitted to the House and Senate Committees on Agriculture, Forestry, and Economic Development. A copy of Act 796 of 2019 can be found on the Department's website.

In 2019, the Department partnered with the Access to Healthy Foods Research Group at Arkansas Children's Research Institute and the Office of Community Health and Research at the University of Arkansas for Medical Sciences (UAMS) to prepare the annual report. An online survey was distributed to 1,980 institutions identified as receiving funding from the state at some level. Of the 1,980 who received the survey, 454 (22.9%) completed it. Of those, 176 (38.8%) met the criteria for reporting, and 278 (61.2%) did not meet the criteria for reporting because they did not receive state funding and/or did not operate a food service program. Based on the data received in fiscal year 2019, the median percentage of the food budget spent on local farm and food products was 15.0%.

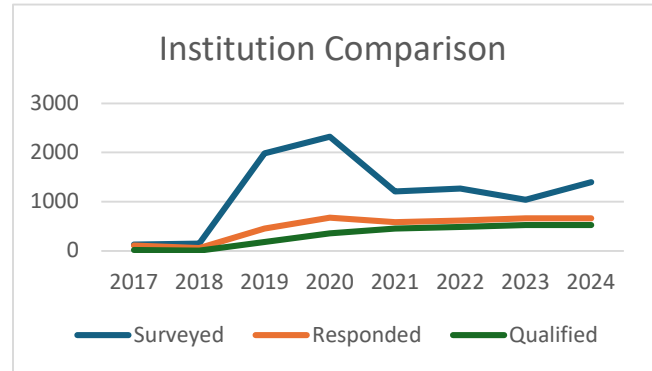
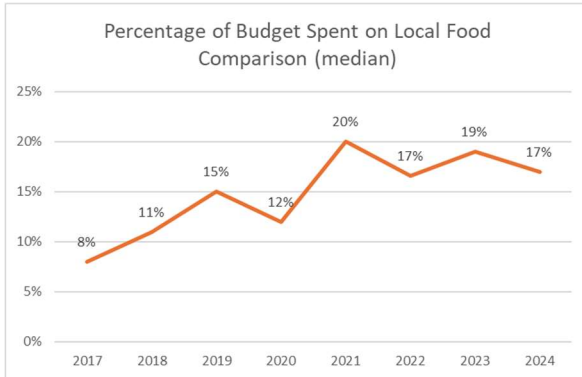
In 2020, the Department partnered with the Office of Community Health and Research at UAMS to prepare the annual report. An online survey was distributed to 2,322 institutions identified as receiving funding from the state at some level. Of the 2,322 institutions who received the survey, 673 (29.0%) completed it. Of those, 352 (52.3%) met the criteria for reporting, and 321 (47.7%) did not meet the criteria for reporting because they did not receive state funding and/or did not operate a food service program. Based on the data received in fiscal year 2020, the median percentage of the food budget spent on local farm and food products was 12.0%.

In 2021, in partnership with the Office of Community Health and Research at UAMS, an online survey was distributed to 1,206 institutions identified as receiving funding from the state at some level. Of the 1,206 institutions that received the survey, 579 respondents (48.0%) completed it. Of those, 449 (77.5%) met the criteria for reporting, and 130 (22.5%) did not meet the criteria for reporting because they did not receive state funding and/or did not operate a food service program. Based on the data received in fiscal year 2021, the median percentage of the food budget spent on local farm and food products was 20.2%.

In 2022, the Department, in partnership with the Office of Community Health and Research at UAMS, distributed an online survey to 1,267 institutions identified as receiving funding from the state. Of the 1,267 institutions that received the survey, 612 respondents (48.3%) completed it. Of those, 484 (79.1%) met the criteria for reporting, and 128 (20.9%) did not meet the criteria for reporting because they did not receive state funding and/or did not operate a food service program. Based on the data received in fiscal year 2022, the median percentage of the food budget spent on local farm and food products was 16.6%.

In 2023, the partnership with the Office of Community Health and Research at UAMS ended due to a United States Department of Agriculture (USDA) grant ending. Therefore, the Department became the sole entity responsible for managing the Local Food Act, including the report distribution, data collection, data analysis, and development of the FY 2023 annual report. The online survey was distributed to 1,325 institutions identified as receiving funding from the state. Of the 1,325 institutions that received the survey, 627 respondents (47.3%) completed it. Of those, 509 (81.2%) met the criteria for reporting and 118 (18.8%) did not meet the criteria for reporting because they did not receive state funding and/or did not operate a food service program. Based on the data received in fiscal year 2023, the median percentage of the food budget spent on local farm and food products was 19%.

Copies of all previous annual reports can be found on the Department's website at [agriculture.arkansas.gov/arkansas-department-of-agriculture-programs/the-local-food-farms-and-jobs-act](https://agriculture.arkansas.gov/arkansas-department-of-agriculture-programs/the-local-food-farms-and-jobs-act).



## Summary of 2024 Submitted Reports

The Arkansas Department of Agriculture (Department) was the sole entity responsible for managing the Local Food, Farms, and Jobs Act (Local Food Act), including the report distribution, data collection, data analysis, and development of the FY 2024 annual report.

The Department actively broadened the reach and awareness of the Local Food Act throughout the year. This involved developing various resources and extending technical support via email, phone, and online platforms to assist institutions and distributors in fulfilling the requirements of the Local Food Act. The reports are recorded as submitted.

The Department initiated the 2024 reporting requirements by gathering contact information from the Arkansas Department of Finance and Administration, Arkansas Department of Education, and Arkansas Department of Human Services for all potentially eligible institutions and to refine the recipient list based on 2023 responses.

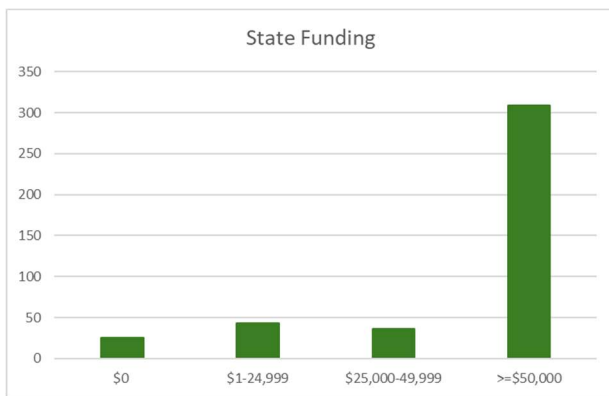
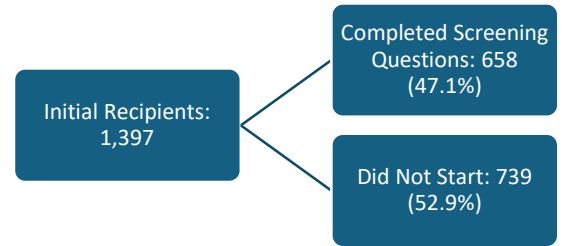
The online survey was updated and reviewed by key stakeholders to improve clarity. On July 15, 2024, it was distributed to 1,397 institutions identified as receiving funding from the state and/or operating a food service program. Institutions were given until September 13, 2024, to complete the survey. The Department provided technical assistance to the institutions via email and phone communications while the survey was open.

In July 2024, the Department updated the Local Food Act webpage. The webpage contains information about the Local Food Act, including a frequently asked questions document, an eligibility infographic, a social media and promotion toolkit, and the 2017-2023 annual reports. Since the FY 2024 reporting form launched, the webpage has had a total of 704 pageviews, including 351 active users with an average view time of 56 seconds.

A webinar was hosted on August 2, 2024, to give an overview of the Local Food Act and to facilitate a question-and-answer session. The live webinar was attended by 55 people. The recording of the webinar and other information was added to the webpage and the Department's YouTube page in FY 2022. The recording has received a total of 201 views to date.

## Screening Questions

The goal of the first set of questions was to determine if the recipient met the criteria for reporting on local food procurement. To meet the reporting requirements, institutions must receive at least \$25,000 per year from the state and offer a food service program. Of the 1,397 institutions identified as receiving funding from the state or offering a food service program, 658 respondents (47.1%) completed the screening questions, and 739 (52.9%) institutions did not start the screening questions.

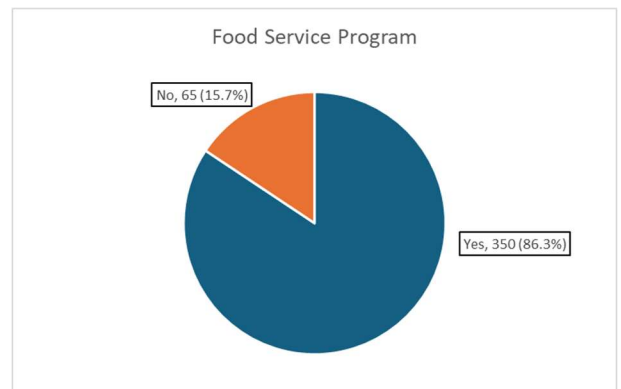


## State Funding

The first question asked institutions how much state funding they received in fiscal year 2024, and 414 institutions responded. Of the 414 respondents, 26 (6.3%) reported not receiving any state funding, 43 (10.4%) institutions reported receiving \$1 - \$24,999 in state funding, 36 (8.7%) institutions received \$25,000 - \$49,999 in state funding, and 309 (74.6%) institutions received greater than or equal to \$50,000 in state funding.

## Food Service Program

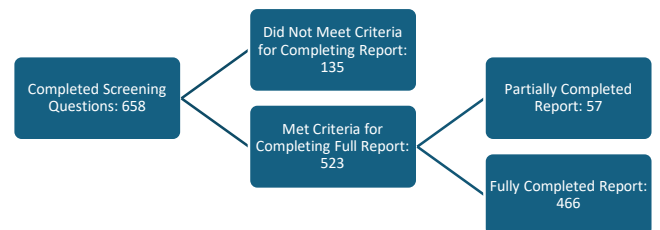
The second question asked institutions whether or not they offered a food service program, and 415 institutions responded. A total of 350 (86.3%) reported having a food service program, and 65 (15.7%) reported not having a food service program.



## Respondents Eligible for Full Report

Based on the answers to the state funding and food service program questions, 523 institutions (37.4%) met the criteria for reporting on local food procurement goals and 135 institutions (9.7%) did not meet the criteria for reporting because they did not receive state funding, did not operate a food service program, or both.

Of the 523 respondents who met the criteria for reporting, 466 (89.1%) completed the report by providing both their total food budget and their total local food budget, and

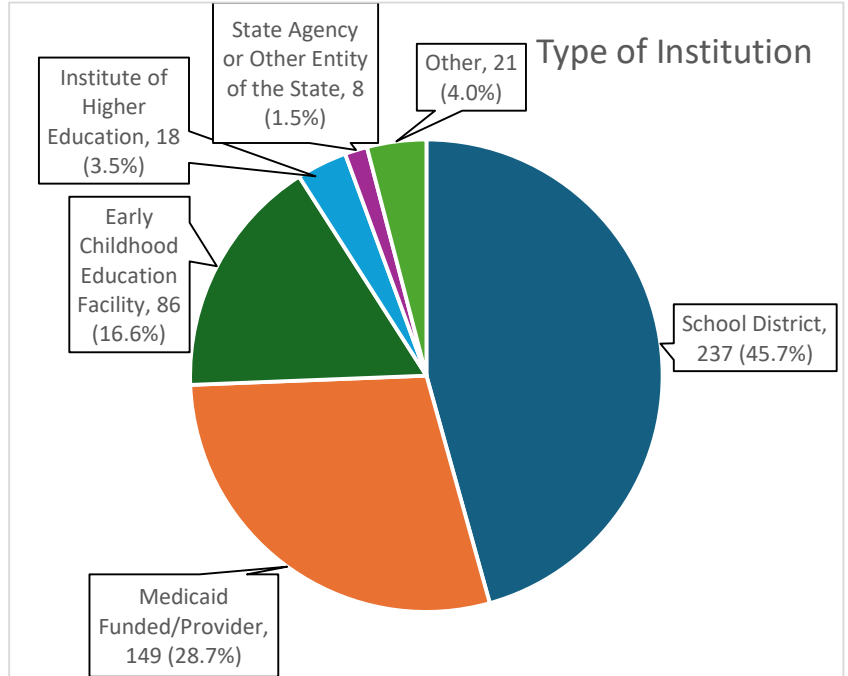




answers to some or all additional questions. A total of 188 institutions indicated that they did not purchase local food in FY 2024 and 57 (10.9%) institutions partially completed the report. All information from institutions that both partially completed the report and submitted a complete report was included in the analysis of each question and is reported below. For a complete list of respondents, please see Appendix A.

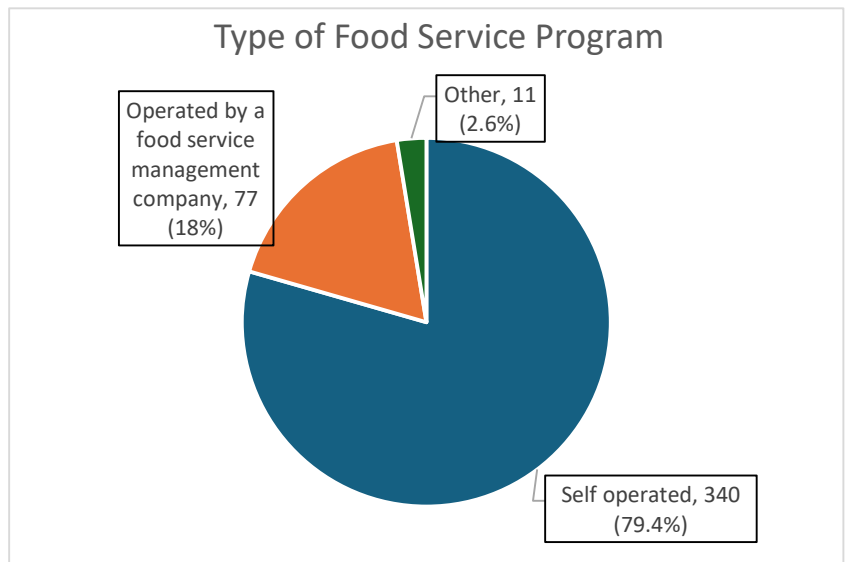
**Type of Institution**

Of the 523 respondents who met the criteria for reporting, 519 respondents classified their institutions based on the categories detailed in the Local Food Act. Among them, 18 (3.5%) are institutes of higher education, 237 (45.7%) are school districts, 86 (16.6%) are early childhood education facilities, 149 (28.7%) are Medicaid-funded programs and providers, eight (1.5%) are state agencies, and 21 (4.0%) are other types of institutions, including library systems, out-of-school programs, senior programs, and community programs.



**Type of Food Service Program**

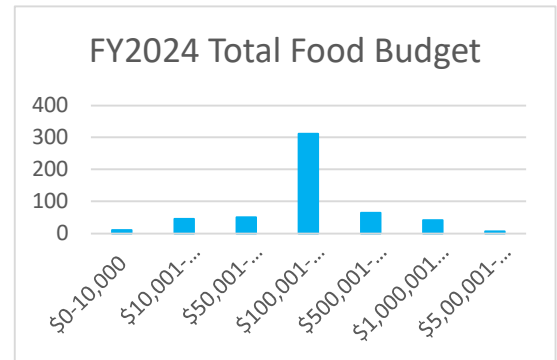
Institutions were asked to provide information about how their food service program was managed. Of the 428 respondents to this question, 340 (79.4%) self-operate their food service program, 77 (18%) use a food service management company, and 11 (2.6%) reported an “Other” category. Some of the other ways food service programs were operated include working with other local partner institutions and a hybrid of self-operation and working with other food service programs.



## Food and Beverage Procurement

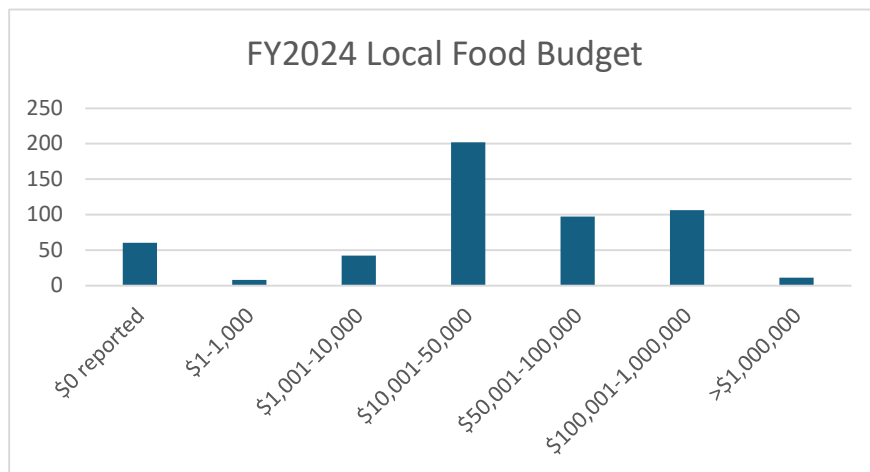
### FY 2024 Total Food Budget

Institutions were asked to report their annual food budget, and 530 institutions reported their food budget by providing the amount of funding they spent to purchase food products. The responses ranged from spending \$0.00 to \$26,616,570.91 annually with the middle amount (median) of the range at \$195,028.00. All responses together totaled \$348,127,363.20.



### FY 2024 Total Local Food Budget

A total of 530 institutions reported the amount of money used to purchase local farm and food products. The responses ranged from spending \$60.00 to \$3,222,729.96 annually with the median of the range falling at \$36,315.91. Institutions that met the criteria spent a median of \$26,607.17 annually. All responses together totaled \$56,722,445.99.



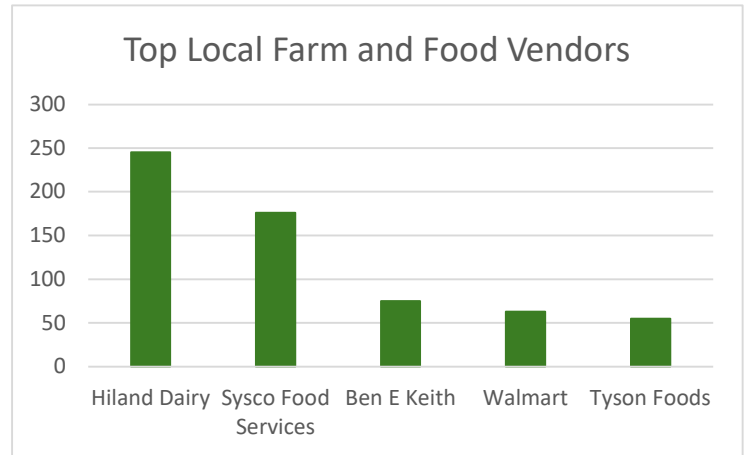
### Percentage of FY 2024 Total Food Budget Spent on Local Food

A total of 530 institutions reported their total food budget and dollars spent on local farm and food products. A total of 464 institutions reported purchasing local food. The percentage of dollars spent on local farm and food products was calculated for each institution. The median percentage of dollars spent by reporting institutions on local food was 13%. The median percentage of dollars spent on local food by institutions that met the criteria was 17.4%. A total of 230 institutions reporting met the Local Food Act goal of 20% or more of their local food budget for FY 2024 being spent on local food. A total of 228 institutions (43.0%) that met the criteria met the Local Food Act goal of 20% or more of their local food budget for FY 2024 being spent on local food.

## Local Farm and Food

### Vendors

Respondents who reported purchasing local farm and food products were asked to provide a list of vendors from whom they purchased those products. Vendors included distributors/wholesalers, farms, grocers, processors, and others. The most frequently used vendors were Hiland Dairy, Sysco, Ben E. Keith, Walmart, and Tyson Foods. For a full list of vendors, see Appendix B.



### Products

Institutions that reported purchasing local farm and food products were asked to provide a list of the products purchased. The categories reported were vegetables; fruit; dairy; meat, protein, eggs; whole grains, seeds, nuts; non-dairy beverages; fresh herbs; processed and prepared foods; and seasonings, sauces, condiments, and jams. The most commonly reported local farm and food products purchased were chicken, milk, ground beef, pork, and apples. For a full list of products, see Appendix C.

## Institution Commitment

### Policy Statement

The Local Food Act requires each institution to submit a policy statement signed by the executive head of the institution expressing a commitment to comply with the Local Food Act in the following fiscal year. A total of 363 institutions submitted the required policy statement. The policy included the local procurement goal of at least twenty percent (20%) of the institution's purchases of food products is spent on local farm and food products. For a full list of those who submitted a policy statement, see Appendix A.

### Local Vendor Preference for FY 2024

Institutions were asked how they plan to meet their local procurement goals. They were able to select their vendor preference from a list of multiple categories, and 499 institutions responded. Of those, 374 (74.9%) indicated they intend to purchase local through their wholesale distributor like Sysco or Ben E. Keith, 179 institutions (35.9%) intend to work directly with a producer/grower/farmer/processor, 101 (20.2%) reported wanting to work with a food hub, 30 (6.0%) reported wanting to work with a cooperative, and 38 (7.6%) reported that they intend to grow products on-site. Additional answers included examples such as utilizing local farms and working with local vendors, distributors, and food banks to identify local products.

### Local Food Preference for FY 2024

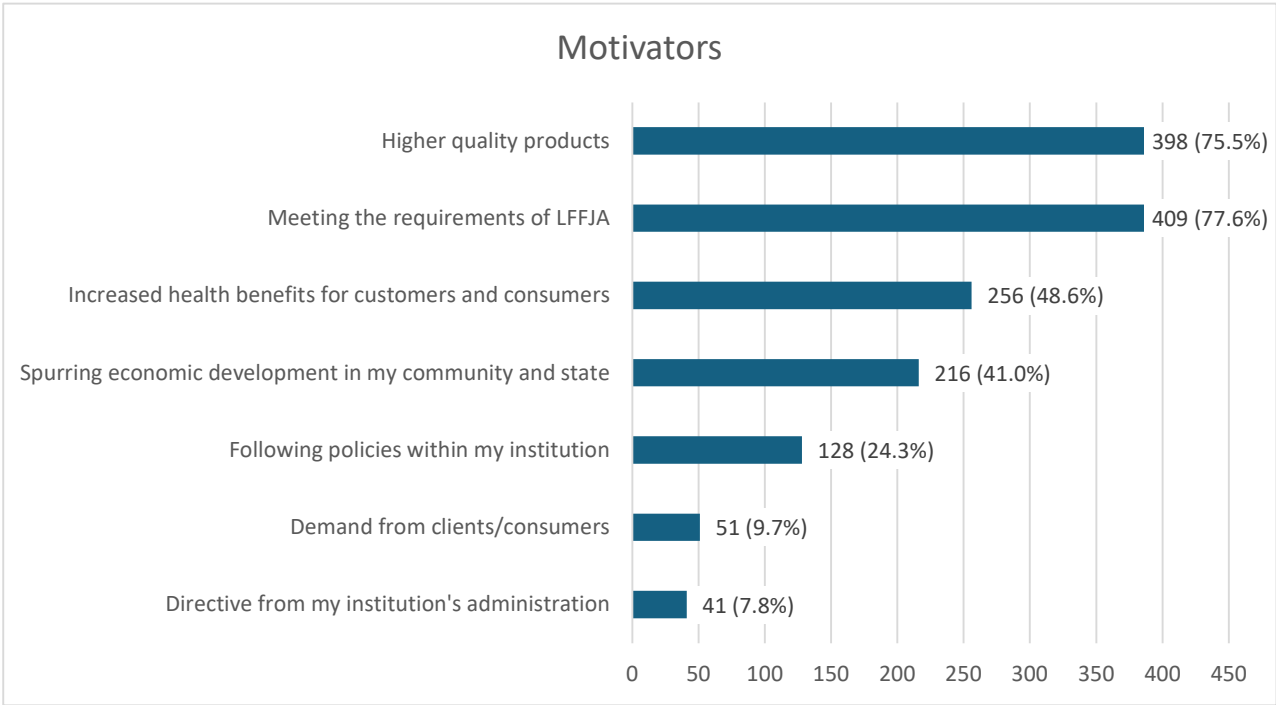
Institutions were asked what product categories they were interested in purchasing. They were able to select their food preferences from a list of multiple categories, and 391 institutions responded. The results are as follows: 303 (77.5%) were interested in vegetables; 303 (77.5%) in dairy; 263 (67.3%) in fruit; 309 (79.0%) in

meat; 148 (37.9%) in processed and prepared foods; 96 (24.6%) in grains; 68 (17.4%) in seasonings, sauces, condiments, and jams; 37 (9.5%) in fresh herbs; and 62 (15.9%) in non-dairy beverages.

**Motivators and Barriers**

**Motivators for Purchasing Local Food**

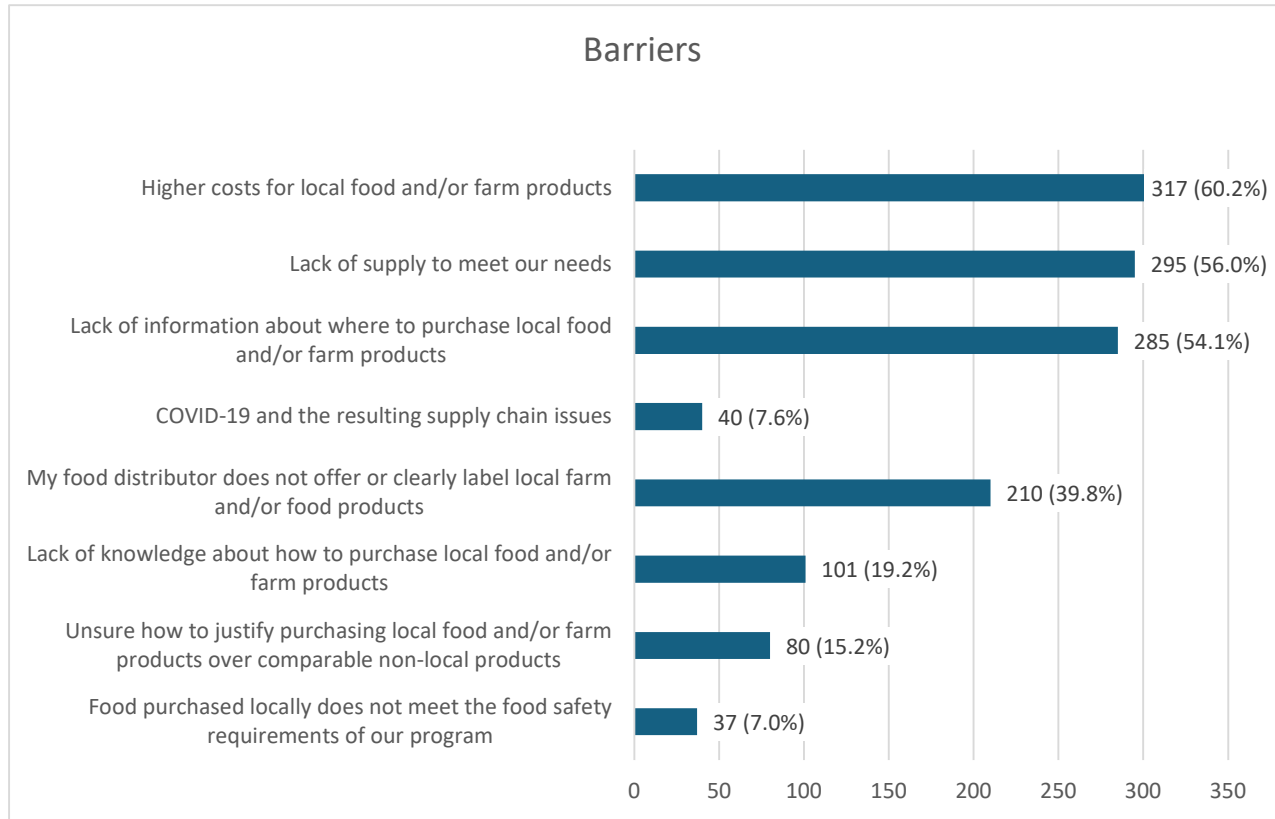
Respondents were asked to select their top three motivators for procuring local farm and food products, and 527 responded. Of those, 398 (75.5%) identified higher quality products, 409 (77.6%) identified meeting the requirements of the Local Food Act, 256 (48.6%) identified increased health benefits for their consumers and customers, 216 (41.0%) identified spurring economic development in their community and state, 128 (24.3%) identified following policies within their institutions, 51 (9.7%) identified demands from clients/ customers, and 41 (7.8%) identified directive from their institution’s administration as motivators for purchasing local foods.



**Barriers to Purchasing Local Food**

Respondents were asked to select their top three barriers to procuring local food and farm products, and 527 responded. Of those, 317 (60.2%) identified higher costs for local food and/or farm products, 295 (56.0%) identified a lack of supply to meet their needs, 285 (54.1%) identified a lack of information about where to purchase local food and/or farm products, 40 (7.6%) identified COVID-19 and the resulting supply chain issues, 210 (39.8%) identified lack of clearly labeled local farm and/or food products from their distributor, 101 (19.2%) identified a lack of knowledge about how to purchase local food and/or farm products, 80 (15.2%) identified an inability to justify purchasing local food and/or farm products over comparable non-local products, and 37 (7.0%)

identified that food purchased locally does not meet the food safety requirements of their program as barriers to purchasing local food.



### Facilitators to Procuring Local Foods

Institutions were asked to select which tools helped facilitate procuring local foods in FY 2024, and 458 institutions responded. Of those, 242 (52.8%) identified positive relationships and communication with procurement partners, 209 (45.6%) identified successful past local purchasing, 101 (22.1%) identified institutional policies and contracts that support local purchasing, 98 (21.4%) identified the Arkansas Department of Agriculture’s Local Food Act infographic, 24 (5.2%) identified the Local Food Act annual reports from previous years, and 60 (13.1%) identified the Local Food Act informational webinars provided by the Department as facilitators in purchasing local foods.

## Conclusion

The Local Food, Farms, and Jobs Act (Local Food Act) is a “farm to institution” policy, which aims to increase the purchase of locally grown and processed food products in institution-based food service programs across the State of Arkansas.

Procuring products from within the state spurs local economic development by engaging Arkansas farms and producers. In addition, farm to institution practices can provide healthier, fresher food choices to students, employees, and others eating in these institutions while also engaging and educating consumers about the value

of eating healthy, local food. Potential benefits of farm to institution practices range from creating a stable market for local products, increasing participation in meal programs, and increasing community awareness of local farming and food systems.

Based on the FY 2024 data, the Arkansas Department of Agriculture (Department) will work to respond to the motivators, barriers, and facilitators identified by institutions. The 2025 goals for the Department are:

- Continue to refine the identification of which institutions in the state meet the eligibility requirements for reporting based on receiving at least \$25,000 from the state and offering a food service program;
- Continue to improve the reporting instrument based on key stakeholder feedback;
- Provide technical assistance to institutions, distributors, food hubs, and producers;
- Develop lists, resources, and tools that connect institutions to the local supply chain;
- Work with distributors to help them identify and market local farm and food products; and
- Work with farmers and producers to connect them to distributors, food hubs, and institutions.

Beyond the Local Food Act, the Department’s support for farm to institution includes a Farm to School and Early Childhood Education Program and the Arkansas Grown, Arkansas Made, and Homegrown by Heroes branding programs. The Department will continue to commit staff to support efforts to: 1) deepen our understanding of the stakeholder needs of farmers, aggregators, processors, distributors, institutional buyers, and consumers; 2) foster and support this network; and 3) share best practices identified in our state and across the country.

The Department is honored to support the goals of the Local Food Act and is pleased to submit the Local Food, Farms, and Jobs Act 2024 Annual Report. The Department appreciates the assistance from our partners who provided contact information for institutions to make this report possible.

For more information about the report, please contact Jessica Chapman, the Department’s Farm to School and Early Childhood Education Program Coordinator.

**Jessica Chapman, Program Coordinator**  
Arkansas Department of Agriculture  
1 Natural Resources Drive, Little Rock, AR 72205  
(501) 251-3019  
[jessica.chapman@agriculture.arkansas.gov](mailto:jessica.chapman@agriculture.arkansas.gov)

**Jeffery Powell, Chief Information Officer**  
Arkansas Department of Agriculture  
1 Natural Resources Drive, Little Rock, AR 72205  
(501) 251-3058  
[jeffery.powell@agriculture.arkansas.gov](mailto:jeffery.powell@agriculture.arkansas.gov)

## Appendix A: Respondents

The Local Food, Farms, and Jobs Act (Local Food Act) requires a list of respondents to be identified and publicly listed. A total of 658 institutions responded to the screening questions that determined their eligibility to complete a full report. Of the 658 respondents, a total of 523 (79.5%) institutions met the criteria for full reporting, and 135 (20.5%) did not meet the criteria.

Respondents indicated their institution type and institutions are listed below based on the type they self-selected. Institutions that met the criteria are further broken down into completing a full report or partially completed report group.

Institutions that submitted a signed policy statement outlining their commitment to local food procurement have an asterisk (\*) next to their name below. For a full list of non-responders, please contact [LFFJAHelp@arkansas.gov](mailto:LFFJAHelp@arkansas.gov).

### Institutes of Higher Education

This institution group includes colleges and universities. A total of 31 institutions responded to the screening questions. Of the 31 respondents, 18 (58.1%) were eligible to complete the full report, and 13 (41.9%) did not meet the criteria for full reporting.

#### Met Criteria for Full Reporting (Complete Reports)

Black River Technical College\*  
Philander Smith University  
University of Arkansas at Pine Bluff\*  
University of Arkansas Community College Rich Mountain\*  
University of Arkansas-Fayetteville

#### Met Criteria for Full Reporting (Partial Reports)

Arkansas Baptist College  
Arkansas State University\*  
Arkansas Tech University\*

Cossatot Community College of the University of Arkansas\*  
University of Arkansas at Little Rock\*  
University of Arkansas at Monticello\*  
University of Arkansas Community College at Batesville\*  
University of Arkansas Community College Morrilton\*  
University Of Arkansas for Medical Sciences\*  
University of Arkansas for Medical Sciences (Kids First Program)\*  
University of Arkansas Fort Smith\*  
University of Arkansas-Pulaski Technical College  
University of Central Arkansas

**Full Report Not Required: Did Not Meet Reporting Criteria**  
Arkansas State University Three Rivers  
Central Baptist College, Inc.  
East Arkansas Community College  
Henderson State Cafeteria

Lyon College  
Northwest Arkansas Community College  
Phillips Community College of the University of Arkansas  
University of Central Arkansas\*  
University of Arkansas Community College Hope-Texarkana  
University of Arkansas Criminal Justice Institute  
University of Arkansas System Division of Agriculture  
Williams Baptist University

### Child Care Facilities

This institution group includes school districts and early childhood education facilities. A total of 380 institutions responded to the screening questions. Of the 380 respondents, 323 (85.0%) were eligible to complete the full report, and 57 (15.0%) did not meet the criteria for full reporting.

## School Districts

Of the 244 respondents for school districts, 244 (100.0%) were eligible to complete the full report, and 0 (0.0%) did not meet the criteria for full reporting.

### Met Criteria for Full Reporting (Complete Reports)

Academics Plus Charter Schools, Inc.

Alma School District\*

Alpena School District\*

Arkadelphia Public Schools\*

Arkansas Arts Academy\*

Arkansas Lighthouse Charter School

Armored School District

Ashdown School District\*

Atkins School District\*

Augusta School District\*

Bald Knob School District

Barton School District\*

Batesville School District\*

Bauxite School District\*

Bay School District

Bearden School District\*

Beebe School District\*

Benton School District\*

Bentonville Schools\*

Bentonville Schools, Building Bridges and Adventure Club\*

Bergman School District 3\*

Berryville Schools\*

Bismarck School District

Blevins School District\*

Blytheville School District\*

Booneville School District\*

Bradford School District

Brinkley Public Schools

Brookland Public Schools

Bryant Public Schools

Buffalo Island Central School District #40\*

Cabot School District\*

Caddo Hills School District\*

Calico Rock School District

Camden Fairview Schools

Cave City School District\*

Cedar Ridge School District

Cedarville Public Schools

Centerpoint School District\*

Charleston School District\*

Clarksville School District\*

Cleveland County School District\*

Clinton School District\*

Concord School\*

Conway School District\*

Corning School District

Cossatot River School District\*

Cotter Public Schools\*

Cross County School District\*

Crossett School District\*

Cutter Morning Star School District\*

Danville Public School

Dardanelle Public Schools\*

Decatur Public School\*

DeQueen School District\*

Dermott School District\*

Des Arc School District\*

Dierks School District

Dover School District\*

Drew Central School District\*

Dumas School District\*

Earle School District

East End School District

East Poinsett County School District\*

El Dorado School District #15\*

Elkins School District\*

Emerson Taylor Bradley School District

England School District\*

eStem Public Charter Schools\*

Eureka Springs School District\*

Exalt Academy

Exalt Academy of Southwest

Little Rock\*

Farmington Public Schools Child Nutrition\*

Fayetteville School District #1

Flippin School District\*

Fordyce School District\*

Foreman School District\*

Forrest City School District\*

Fort Smith Public Schools\*

Fouke School District\*

Fountain Lake School District\*

Future School of Fort Smith\*

Garfield Scholars' Academy

Gentry Public Schools\*

Glen Rose School District\*

Gosnell School District

Graduate Arkansas, Inc. Charter School\*

Gravette School District

Green Forest School District\*

Greenbrier School District\*

Greene County Tech School

District

Greenwood School District #25

Gurdon Schools\*

Guy-Perkins School District\*

Haas Hall Academy

Hackett School District\*

Hamburg School District\*

Hampton School District

Harmony Grove School District\*

Harrisburg School District

Harrison School District\*

Hazen School District

Heber Springs School District\*

Hector School District\*

Helena-West Helena Public Schools\*

Hermitage School District\*

Highland School District\*

Hillcrest School District



Hope Public Schools\*  
Horatio Public Schools\*  
Hot Springs School District\*  
Hoxie Consolidated School  
Huntsville School District  
Imboden Area Charter School,  
Inc. \*  
Izard County Consolidated  
School District  
Jackson County School District  
Jacksonville North Pulaski  
School District\*  
Jasper School District\*  
Jessieville School District\*  
Jonesboro Public School\*  
Junction City School District\*  
Kirby Public Schools\*  
Lafayette County School District  
Lake Hamilton School District\*  
Lakeside School District  
Garland\*  
Lamar School District\*  
Lavaca School District\*  
Lawrence County School  
District\*  
Lead Hill School District\*  
Lee County School District  
Lincoln Consolidated School  
District\*  
Little Rock School District\*  
Lonoke Public School District  
Magazine School District\*  
Magnet Cove School District\*  
Magnolia School District\*  
Malvern School District\*  
Mammoth Spring School  
District\*  
Manila School District  
Mansfield Public School\*  
Marion School District\*  
Marked Tree School District\*  
Marmaduke School District  
Marvell-Elaine School  
Mayflower Public Schools

Maynard School District\*  
McCrory School\*  
Melbourne Public Schools  
Mena Schools\*  
Midland School District  
Mineral Springs School District  
Monticello School District\*  
Mountainburg School District\*  
Mt Vernon Enola School District  
Mulberry Pleasant View Bi-  
County School District\*  
Nashville School District\*  
Nemo Vista School\*  
Nettleton Public Schools\*  
Nevada School District\*  
Newport Special School  
District\*  
Norfolk School District  
North Little Rock School  
District\*  
Omaha School District\*  
Osceola School District\*  
Ouachita River Public Schools  
Ouachita School District\*  
Ozark Mountain School District\*  
Ozark School District\*  
Palestine-Wheatley School  
District  
Pangburn School District\*  
Paragould School District\*  
Paris School District\*  
Parkers Chapel School District\*  
Pea Ridge School District  
Perryville School District\*  
Piggott School District\*  
Pine Bluff School District  
Pocahontas School District\*  
Pottsville School District\*  
Poyen School District  
Prairie Grove School District\*  
Prescott School District  
Quitman Public Schools\*  
Rector School District\*  
Responsive Ed Arkansas

Rivercrest School\*  
Riverside School District\*  
Riverview School District\*  
Rogers Public School District\*  
Rose Bud School District\*  
Russellville School District\*  
Salem School District  
ScholarMade Achievement  
Place of Arkansas\*  
Scranton School District\*  
Searcy County School District\*  
Searcy Public School District\*  
Searcy Special School District\*  
Sheridan School District\*  
Shirley School District\*  
Siloam Springs School District\*  
Sloan-Hendrix School District\*  
Smackover-Norphlet School  
District 39  
South Conway County School  
District\*  
South Pike County\*  
South Side Bee Branch School  
District  
Southside School District  
Spring Hill School District\*  
Springdale Public Schools\*  
St. Joseph Catholic School\*  
Star City School District\*  
Strong Huttig School District  
Stuttgart School District\*  
Texarkana Arkansas School  
District\*  
The Mineral Springs School  
District\*  
Trumann School District  
Two Rivers School District\*  
Valley Springs School District\*  
Valley View School District\*  
Van Buren School District\*  
Vilonia School District\*  
Viola Public School  
Waldron Public Schools\*  
Warren School District\*

Watson Chapel School District\*  
 West Memphis School District\*  
 West Side School District  
 Western Yell County School  
 District  
 Westside Consolidated School  
 District #5\*  
 Westside School District No. 40  
 White County Central School  
 District  
 Wonderview School District  
 Woodlawn School District\*  
 Wynne School District\*  
 Yellville-Summit Schools\*

**Met Criteria for Full Reporting  
 (Partial Reports)**

Christ the King Catholic School\*  
 Cornerstone Montessori  
 Christian Academy\*  
 Fayetteville Christian School\*  
 Harmony Grove School District  
 Immaculate Conception  
 Elementary School\*

**Full Report Not Required: Did  
 Not Meet Reporting Criteria**  
 N/A

**Early Childhood Education  
 Facilities**

Of the 136 respondents for  
 early childhood education, 86  
 (63.2%) were eligible to  
 complete the full report, and 50  
 (36.8%) did not meet the  
 criteria for full reporting.

**Met Criteria for Full Reporting  
 (Complete Reports)**

Black River Area Development  
 Corporation\*

Building Bridges Developmental  
 and Community Services\*  
 Carousel Day Service Center  
 Child Development School dba  
 Childcare Network\*  
 Community Services Office  
 Dee's Daycare Center  
 First Christian Church Preschool  
 Franklin County Learning  
 Center, Inc.\*  
 Highland Wee Care  
 Janna's Little Angels & Janna's  
 Little Angels 2  
 Kiddie Einsteins, LLC  
 Kids Success, dba Pediatrics  
 Plus\*  
 Kings and Queens of Destiny  
 Developmental Center  
 Kirsty's Place, Inc.\*  
 Ladders 4 Learning Child Care  
 and Development Center\*  
 Little Bitty City Enrichment  
 Center, Inc.\*  
 Little Lambs Love and Learning  
 dba Nonee's World  
 Midland Tiny Tots Village  
 Mrs. Shelby's Stepping Stones  
 Academy  
 Pangburn Day Care\*  
 Play School Day Care Center,  
 Inc.\*  
 Primrose Path Daycare and  
 Preschool, LLC\*  
 Quality Child Care, Inc.\*  
 Rural Educational\*  
 See Um Smile Playhouse  
 South Central Service  
 Cooperative\*  
 Sunshine House Daycare, Inc.\*  
 The Francis Allen School for  
 Exceptional Children\*  
 The Kidsney Zone Early Learning  
 Academy

The Learning Center of  
 Northeast Arkansas\*  
 Tiny Feet Preschool\*  
 Walker's Learning Academy\*  
 West Side Greers Ferry ABC  
 Western Arkansas Child  
 Development, Inc.  
 White Hall School District

**Met Criteria for Full Reporting  
 (Partial Reports)**

Academy of Learning, Inc.  
 Ana's Angels Academy  
 Apple Blossom Child  
 Development Center, Inc.\*  
 Archild, Inc.\*  
 Arkansas Early Learning\*  
 Baseline Bilingual School\*  
 CB King Memorial School  
 Carlisle School District\*  
 Consolidated Youth Services,  
 Inc.\*  
 Early Steps Child Development  
 Center III\*  
 Economic Opportunity Agency  
 of Washington County, Inc.  
 Emmanuel Learning Center for  
 Children  
 First Step, Inc.\*  
 First United Methodist Church  
 Child Development Center  
 Global Academy, Inc.\*  
 Head of the Class Childcare  
 Center, LLC\*  
 Helen R. Walton Children's  
 Enrichment Center\*  
 Jellybean Junction Preschool\*  
 Kings and Queens of Destiny  
 Developmental Center  
 Kolos Childcare  
 La Petite Academy, Inc.\*  
 Life Skills for Youth\*  
 Lil' Treasures Learning  
 Academy\*

Lincoln Childcare Center, Inc.\*  
 Little Bitty City Daycare, LLC\*  
 Little Blessings Preschool & Childcare Center, Inc.  
 Little Sheep Day School\*  
 Little Sprouts Learning Center  
 London Bridges Child Care Center, Inc.\*  
 Lovely Sunshine Learning Center LR, LLC\*  
 MCAEOC Head Start\*  
 MeMe's Learning Academy\*  
 Milestones Services, Inc.  
 Miracle Kids Success Academy\*  
 Mother's Helper Daycare\*  
 Newton County Special Service Corporation, Inc.\*  
 Northcentral Arkansas Development Council, Inc.\*  
 Open Arms Learning Center, Inc.\*  
 Ouachita Enrichment Centers\*  
 Paradise Care, Inc. Children's Paradise\*  
 Paragould Tiny Blessings of Arkansas\*  
 Sherry Bunch, Inc. dba From the Beginning\*  
 Smart Start Academy, LLC  
 Stepping Stone School for Exceptional Children, Inc.\*  
 Straightway Preschool Academy\*  
 Sunshine School & Development Center\*  
 The Learning Center of North Arkansas  
 The Pre-School, Inc. dba Loyd's Little Land\*  
 United Cerebral Palsy of Arkansas, Inc.  
 We Care of Pulaski County

**Full Report Not Required: Did Not Meet Reporting Criteria**  
 ABC Academy of Valley Springs  
 Bright Beginnings Learning Center  
 Bright Beginnings Learning Center of Arkadelphia, Inc.  
 Bright Beginnings Preschool  
 CB King Memorial School, Inc.  
 Creative Minds Childcare, LLC  
 Crowley's Ridge Educational Service Cooperative  
 Dance Life Preschool of Arts\*  
 Developing Leaders Daycare and Aftercare  
 Dewitt Daycare  
 Doodlebugs Daycare  
 Families and Children Together, Inc.  
 First Presbyterian Early Learning Center  
 First Start Learning Academy  
 First United Methodist Church, Springdale\*  
 Heavenly Care Preschool  
 His Little Lambs  
 IDC & Nursery School  
 In His Care Children's Center  
 Jacobs Ladder In-Home Childcare  
 JuJu's House  
 Just Like Home Childcare  
 KIDS-R-US  
 Lee's daycare\*  
 Lil hands  
 Lil Lions Daycare, LLC  
 Lisa Wood Daycare  
 Lisa's Lollipop Land  
 Little Steps Childcare Center, LLC  
 Lonoke First United Methodist Church Child Care Center  
 Ms. Beth's House

Mississippi County Child Development Center  
 Momma Keta's Childcare  
 Ms. Becky's Childcare and Preschool  
 My First Step  
 Nanas Learning Center  
 Prism Education Center  
 Roots and Wings Preschool  
 St. Luke's Episcopal Day School  
 The Fletchers Family Childcare  
 The Sunny Patch Daycare  
 Tiny TOTs daycare  
 Tonya's TOTS  
 UAMS Head Start/EHS  
 Winston's Tender Care DCFH  
 Youngs in Home Care dba  
 Younglins Kid Zone, Inc.

### State Agencies or Other Entities of the State

A total of 13 state agencies responded to the screening questions. Of the 13 respondents, eight (61.5%) were eligible to complete the full report, and seven (53.8%) did not meet the criteria for full reporting.

### Met Criteria for Full Reporting (Complete Reports)

Arkansas Commission on Law Enforcement Standards and Training\*  
 Arkansas Department of Parks, Heritage, and Tourism\*  
 Arkansas Game & Fish Commission  
 Arkansas School for the Blind\*  
 Arkansas State Police  
 Department of Human Services\*

**Met Criteria for Full Reporting (Partial Reports)**

N/A

**Full Report Not Required: Did Not Meet Reporting Criteria**

Arkansas Crime Information Center  
Arkansas Division of Emergency Management  
Arkansas State Crime Laboratory  
Department of Public Safety  
Southeast Arkansas Education Service Cooperative

**Medicaid Funded/Provider**

A total of 179 Medicaid funded agencies/providers responded to the screening questions. Of the 179 respondents, 149 (83.2%) were eligible to complete the full report, and 30 (16.8%) did not meet the criteria for full reporting.

**Met Criteria for Full Reporting (Complete Reports)**

Advantages of Southeast Arkansas, Inc.\*  
AFNC, Inc. dba Eaglecrest Nursing and Rehab\*  
Alma Nursing and Rehab, LLC  
Apple Creek Health and Rehab, LLC  
Area Agency on Aging of Northwest Arkansas\*  
Arisa Health  
Ashton Place Health and Rehab, LLC  
Atkins Nursing and Rehabilitation Center

Beebe Retirement Center, Inc. dba Beebe Retirement Center\*  
Belle View Estates  
Rehabilitation and Care Center\*  
Belvedere Nursing and Rehabilitation Center, LLC  
Bentley Rehabilitation and Health Center\*  
BNNC, Inc. dba Alcoa Pines Health and Rehabilitation\*  
Bradford House Nursing & Rehab, LLC  
Branmat Corp.  
Briarwood Nursing and Rehabilitation Center, Inc.  
Brogdon-Prince Management Company, LLC dba Grow Learning Centre of Benton\*  
Brookridge Cove Rehabilitation and Care Center\*  
Brownwood Life Care Center  
BVNC, Inc. dba Mountain Meadows Health and Rehabilitation\*  
Cabot Health and Rehab, LLC  
Camden SNF Operations dba Ouachita Nursing and Rehabilitation Center\*  
Care Suites of Harrison  
Central Arkansas Area Agency on Aging dba CareLink\*  
Chapel Ridge Health and Rehab  
CNNC, Inc. dba Corning Therapy and Living Center  
Colonel Glenn Health and Rehab, LLC  
Courtyard Rehabilitation and Health Center, LLC\*  
Craighead Nursing Center\*  
Crown Point Assisted Living  
CWNC OPS, Inc. dba Edgewood Health and Rehab\*  
Dalton's Place

Dardanelle Nursing and Rehabilitation Center, Inc.  
Dudneywood, LLC\*  
Encore Healthcare and Rehabilitation\*  
Encore Healthcare and Rehabilitation of West Little Rock\*  
Faulkner SNF Operations, LLC dba Conway Healthcare and Rehab\*  
First Step of Arkansas, LLC  
Forrest Manor, Inc. \*  
FPNC, Inc. dba Twin Lakes Therapy and Living\*  
Franklin County Senior Citizens Center, Inc. \*  
Friendship Community Care, Inc.  
Garrett Woods Assisted Living, LLC  
Grant SNF Operations, LLC dba Sheridan Healthcare and Rehabilitation Center\*  
Greenbrier Nursing and Rehabilitation Center  
Greenhurst, Inc.  
Greystone Nursing and Rehab, LLC  
GVNC, Inc. dba Gassville Therapy and Living\*  
Habilitation Center, LLC dba Millcreek of Arkansas\*  
Hagood Childcare, LLC dba Doodlebugs Daycare and Preschool  
Hampton Place Healthcare, LLC  
HBNC, Inc. dba Southridge Village Nursing and Rehab\*  
Heartland Rehabilitation and Care Center\*  
Heather Manor Nursing and Rehabilitation Center

Hickory Heights Health and Rehab, LLC  
Highland Court A Rehabilitation and Resident Care Facility\*  
Highlands of Bella Vista Health & Rehab, LLC  
Hightower and Shepard dba The Pillar of the Community  
HLNC, Inc. dba Heritage Living Center  
Hope's Creek Assisted Living  
Howard County Children's Center\*  
Innisfree Nursing and Rehab, LLC  
Jamestown Nursing and Rehab, LLC  
JBNC, Inc. dba Ridgecrest Health and Rehabilitation\*  
Johnson County Health and Rehab, LLC  
Jonesboro Care and Rehabilitation Center, LLC dba St. Elizabeth's Place\*  
Kidspiration Too Pediatric Therapy Services  
Lake Hamilton Health and Rehab  
Lake Village Rehabilitation and Care Center\*  
Lakeland Hospital Acquisition, LLC\*  
Lakewood Health and Rehab, LLC  
Legacy Heights Nursing and Rehab, LLC  
Lonoke Health and Rehab Center, LLC  
Lonoke Co. Ops., Inc. dba Chambers Health and Rehabilitation\*  
Malvern SNF Operations, Inc. dba Arbor Oaks Healthcare and Rehabilitation Center\*

Mena SNF Operations, Inc. dba The Green House Cottages of Homewood\*  
Mena-Polk County Senior Citizens, Inc.  
Methodist Children's Home - Bono PRTF\*  
MHCNC, Inc. dba Care Manor Nursing and Rehab\*  
Mitchell's Nursing Home, Inc.  
MLBNC, Inc. dba Pioneer Therapy and Living\*  
MMNC, Inc. dba The Lakes at Maumelle Health and Rehabilitation\*  
Northwest Health and Rehab, Inc. dba North Hills Life Care and Rehab\*  
Nursing and Rehabilitation Center at Good Shepherd, LLC  
NWA Nursing Center, LLC dba The Maples at Harbor Meadows\*  
Oak Manor Nursing and Rehabilitation Center, Inc.  
OCNC, Inc. dba Silver Oaks Health and Rehabilitation\*  
OR OPS, Inc. dba Oak Ridge Health and Rehabilitation\*  
Ouachita Behavioral Health & Wellness\*  
Ozark Health Nursing and Rehab Center  
Ozark Nursing and Rehab\*  
Paris Logan County Senior Citizens, Inc. \*  
Perry County Nursing and Rehabilitation Center  
Pines SNF Operations, LLC dba The Pines Nursing and Rehabilitation Center\*  
PNC, Inc. \*

Prairie SNF Operations, LLC dba Des Arc Nursing and Rehabilitation Center\*  
Quapaw Care and Rehabilitation Center, LLC  
Rainbow of Challenges, Inc. \*  
Randolph SNF Operations, LLC dba Pocahontas Healthcare and Rehab Center\*  
Rison GH Operations, LLC dba The Green House Cottages of Southern Hills\*  
River Lodge Assisted Living  
River Ridge Rehabilitation and Care Center\*  
Robinson Nursing and Rehabilitation Center, LLC  
Rogers Health and Rehabilitation Center\*  
RTNC, Inc. dba Rector Nursing and Rehab\*  
Russellville Nursing and Rehabilitation Center  
SALCO NC 2, Inc. dba Amberwood Health and Rehabilitation\*  
SALCO NC, Inc. dba Evergreen Living Center at Stagecoach\*  
Salem Place Nursing and Rehabilitation Center, Inc.  
SCNC, Inc. dba Spring Creek Health and Rehab\*  
Scott County Senior Citizens\*  
Sharp SNF Operations, LLC dba Ash Flat Healthcare and Rehabilitation Center\*  
Sherwood Nursing and Rehabilitation Center, Inc.  
Shiloh Nursing and Rehab, LLC  
SLNC, Inc. dba Southfork River Therapy and Living  
Southern Trace Rehabilitation and Care Center

Special Services Learning Center, Inc.  
 SRCNC, Inc. dba The Crossing at Riverside Health and Rehabilitation\*  
 St. Bernards Village, Inc.  
 St. Johns Place of Arkansas, LLC  
 Stella Manor Nursing and Rehabilitation Center  
 Summit Health & Rehab Center  
 Sunshine Manor Retirement Homes, Inc.  
 Superior Nursing & Rehab, LLC  
 The Community School, Inc. \*  
 The Crossing at Malvern  
 The Green House Cottages of Belle Meade\*  
 The Green House Cottages of Northwest Arkansas, LLC\*  
 The Green House Cottages of Poplar Grove\*  
 The Green House Cottages of Walnut Ridge\*  
 The Green House Cottages of Wentworth Place\*  
 The Manor, LLC\*  
 Three Rivers Healthcare and Rehabilitation\*  
 Timberlane Care and Rehabilitation Center, LLC dba Timberlane Health and Rehabilitation\*  
 Twin Rivers Rehabilitation and Healthcare Center  
 TXKNC, Inc. dba Bailey Creek Health and Rehab\*  
 United Methodist Behavioral Health Services, Inc.  
 United Methodist Children's Home, Inc. \*  
 Valley Behavioral Health  
 Valley Springs Rehabilitation and Health Center\*

Van Buren County Special School, Inc. dba Lakeside Learning Center  
 Vera Lloyd Presbyterian Family Services\*  
 WCNC, Inc. dba Katherine's Place at Weddington\*  
 Westwood Health and Rehab, Inc. dba Westwood Health and Rehab  
 Willowbend Healthcare and Rehabilitation\*  
 Windcrest Health and Rehab, Inc. \*  
 Wood-Lawn, Inc.  
 Woodridge of Forrest City, LLC\*  
 WRNC, Inc. dba Chapel Woods Health and Rehabilitation\*

**Met Criteria for Full Reporting (Partial Reports)**

Area Agency on Aging of Southwest Arkansas, Inc.  
 White River Area Agency on Aging, Inc. \*

**Full Report Not Required: Did Not Meet Reporting Criteria**

1 Source Senior Care, LLC  
 Abilities Unlimited of Fort Smith, Inc.  
 Area Agency on Aging of West Central Arkansas  
 Ashley County Skilled Workcenter, Inc.  
 Caring Hearts Healthcare Agency, Inc.  
 CenterWell Home Health  
 Crawford-Sebastian Community Development Council  
 Division of Youth Services  
 E & D Private Care Agency  
 Gracon, Inc.

Home Health Care Agency of Arkansas, LLC  
 Kings and Queens of Destiny Developmental Center  
 McClure and Associates, LLC  
 Miss Polly's Day Care Center  
 Newhope Specialized Industries, Inc.  
 Nexgen Home Health & Consultant Services, LLC  
 North Hills Services, Inc.  
 Northwest Arkansas Family Child Care Association  
 Oasis of Arkansas dba Adult Daycare Health Center  
 Randolph County Nursing Home RT, Inc  
 Sevier County Developmental Center, Inc.  
 Spring River Home Health Agency  
 The Caring Place\*  
 The Plaza at Twin Rivers  
 Total Life Healthcare, Inc.

**Public Libraries**

A total of 27 public libraries responded to the screening questions. Of the 27 respondents, four (14.8%) were eligible to complete the full report, and 23 (85.2%) did not meet the criteria for full reporting.

**Met Criteria for Full Reporting (Complete Reports)**

Faulkner-Van Buren Regional Library\*

**Met Criteria for Full Reporting (Partial Reports)**

Baxter County Library\*

Central Arkansas Library System\*  
William F. Laman Public Library\*

**Full Report Not Required: Did Not Meet Reporting Criteria**

Arkansas River Valley Regional Library System  
Ashley County Library  
Barton Library  
Boone County Library  
City of Bella Vista Library  
Cleburne County Library  
Conway County Library  
Eureka Springs Carnegie Public Library  
Fort Smith Public Library  
Garland County Library  
Independence County Library  
Independence County Library  
Lawrence County Library  
Mid-Arkansas Regional Library System  
Newton County Library  
Northeast Arkansas Regional Library  
Ouachita Mountains Regional Library  
Phillips Lee Monroe Regional Library  
Public Library of Camden & Ouachita County  
Scott Sebastian Regional Library  
Springdale Public Library  
Washington County Library System

**Other**

Other institutions responded to the screening questions. Of the 35 respondents, 17 (48.6%) were eligible to complete the full report and 18 (51.4%) did

not meet the criteria for full reporting.

**Met Criteria for Full Reporting (Complete Reports)**

All Our Children, Inc.  
Boys and Girls Club of Benton County\*  
Food from Heaven  
Goulds Youth Ministries  
Morrilton Human Relations Council, Inc.  
One Oak  
Our House  
Sowers of the Harvest, Inc.

**Met Criteria for Full Reporting (Partial Reports)**

Abilities Unlimited  
Arkansas Children's Hospital  
BHC Pinnacle Pointe Hospital, LLC\*  
Boys & Girls Club of Van Buren  
Boys & Girls Clubs of Saline County  
Boys and Girls Club of Siloam Springs, Arkansas, Inc.\*  
Boys and Girls Club of the Arkansas River Valley  
Brandon House Cultural & Performing Arts Center\*  
Carter's Crew\*  
Food Jobs Work Foundation  
Morrison Management Specialists, Inc.\*  
TOPPS, Targeting Our People's Priorities with Service\*

**Full Report Not Required: Did Not Meet Reporting Criteria**

Crosspoint Ministries, Inc.  
Greater Little Rock Presbyterian Urban Council, Inc. dba AR Children Food Program

Pfeifer Kiwanis Camp  
Rogers Recreation Association  
University of Arkansas System Office

## Appendix B: Local Food Vendors

Institutions that reported purchasing local farm and food products were asked to provide a list of vendors from whom they purchased those products. Asterisk (\*) indicates the two vendors in each category reported most frequently by institutions.

### Distributor

Ben E. Keith\*  
Freshpoint Produce  
Go Fresh Produce  
Greenwave Foods, Inc.  
HF Scruggs  
Hutchison Distribution, Inc.  
Kallsnick Inc  
K-Hall & Sons Produce  
KT Produce  
Martin Brower  
Performance Food Group  
Pippin Wholesale  
Sysco Food Services\*  
Tankersley  
US Foods

### Farm

A&A Orchards  
Bar S Ranch  
Barnhill Orchards  
Cowbell Ranch  
Double D Farms  
Friends Orchard  
Healthy Flavors Arkansas  
Hoiem Family Farms  
Johnny Steve Carpenter  
Natural State Beef\*  
Ozark All Seasons  
Peebles Farm  
Ralston Family Farms

Table Top Greens  
Vanzant Fruit Farms  
Wahrmund Farms\*  
Yellville-Summit School Garden

### Grocer

Allen's Grocery  
Branscum Produce  
Cash Saver 870  
Harps Food  
Mac's Fresh Market  
Sam's Club\*  
Save A Lot  
Springfield Grocery Company  
Food Service  
SuperOne  
Town and Country Discount  
Foods  
Walmart\*

### Processor

Bimbo Bakeries  
Bryant Bread  
Coca Cola Bottling Company  
Coleman Dairy  
Harris Baking  
Herradura Foods, LLC  
Hiland Dairy\*  
Morrliton Packing Co.  
Ozark Nut Roasters  
PepsiCo Food for Good  
Petit Jean Meats  
Prairie Farms  
Riceland Foods, Inc.  
S&D Coffee  
Sugar Creek  
The Mad Butcher  
Turner Dairy  
Tyson Foods\*  
Westrock Coffee Company

### Other

Boollo Company  
Fresh Fruit and Vegetable  
Department of Defense  
Program\*  
Pizza Hut #2606

### Unidentified

10 Box  
5 Hills Ranch LLC  
Arkansas Local Food Network  
Bansley's Berkshire Ridge Farm  
Barnett Farms  
Bill's Cost Plus  
Blacktop Cowboy Cattle  
Company  
Bradley Company  
C & C Produce  
Cash Saver  
Cash Saver #7738  
Club Care Inc. dba Beary-Licious  
Orchard  
Community Coffee Company  
Diamond T Meats  
Double D. Distributing Company  
Edwards Cash Saver  
Eureka Pizza  
Firelight Farm, LLC  
Flowers Bakeries-Texarkana  
Flowers Bakery\*  
Flowers Bread Company  
Food Giant  
Frito Lay  
Grice's Grocery  
Hogg's Meat Market  
Homesteader's Market  
Hourglass Tree Farms  
Johnson Farms  
Jonathan Wayne Swan  
K Hall & Sons Produce\*



Kenny Drewry  
McKesson  
Miller Farms  
Millers Supermarket  
Mountain Bird  
Newswanger  
Owen's Food and Supplies, Inc.  
Ozark Living Greens  
Ozark Mountain Bagels  
Paul's Bakery  
Peachtree Foods, LLC  
Pepsi Bottling Co.  
Pepsi Bottling Group  
PepsiCo  
Porch Swing Farms  
R & D Farms  
Raulerson Dairy  
Red River Beef  
Reddy Ice  
SGC Foodservice  
Simmons The Chicken Store  
Spring Creek Food Hub  
Stoned Epicureans  
Stoned Epicureans, LLC  
Sullivan Distributing, LLC  
Super Value  
Sysco  
Tacos 4 Life  
Tankersley Food  
Taylor's Custom Butcher Shop  
Town & Country Super Market,  
Inc.

## Appendix C: Reported Local Farm and Food Products

Institutions that reported purchasing local farm and food products were asked to provide a list of products they purchased. Under each category, items listed with an asterisk (\*) are one of two most frequently reported local farm and food products as reported by institutions.

### Vegetables

Acorn squash  
Artichoke hearts  
Arugula  
Asparagus spears  
Baby carrots  
Baked beans  
Baking potatoes  
Beans  
Beets  
Black beans  
Blackeyed peas  
Broccoli  
Butternut squash  
Cabbage  
Carrots  
Cauliflower  
Celery  
Chard  
Chick peas  
Cilantro  
Collard greens  
Corn  
Corn on the cob  
Cream of corn  
Cucumbers  
Edamame  
Eggplants  
Garlic  
Green beans

Green peas  
Jalapenos  
Kale  
Kidney beans  
Kohlrabi  
Lemon Juice  
Lettuce\*  
Lima beans  
Microgreens  
Mixed greens  
Mixed vegetables  
Mushrooms  
Mustard greens  
Okra  
Olives  
Onions  
Parsnips  
Peas and carrots  
Peppers  
Pinto beans  
Potatoes  
Puree Beans  
Puree broccoli  
Puree Carrots  
Purple hull peas  
Radishes  
Ranch style beans  
Red cabbage  
Rice  
Salad mix  
Salad/Spring mix  
Sauerkraut  
Spinach  
Sweet corn  
Sweet potatoes  
Tomatoes\*  
Turnip greens  
Turnips  
Vegetable blend  
Whole kernel corn

Yellow squash  
Zipper peas/Field peas  
Zucchini

### Fruits

Apple and orange juice  
Apples\*  
Applesauce  
Bananas  
Black apples  
Blackberries  
Cantaloupe  
Cherries  
Clementines  
Cranberries  
Cranberry sauce  
Fruit cocktail  
Fruit mix  
Grapes  
Honeydew melon  
Kiwi  
Lemon  
Limes  
Mandarin oranges  
Mango  
Mixed fruit  
Orange  
Peaches  
Pears  
Pineapple  
Plums  
Raisins  
Raspberries  
Strawberries\*  
Tomatoes  
Watermelon

### Dairy

American cheese  
Banana split  
Cheddar cheese  
Cottage cheese

Cream cheese  
Eggnog  
Goat cheese  
Greek yogurt  
Half and half  
Heavy whipping cream  
Ice cream  
Low-fat cottage cheese  
Margarine  
Milk – various\*  
Pudding  
Sour cream  
Swiss cheese  
Whipped cream  
Whipped topping  
Whole milk/3.25%  
Yogurt - blueberry  
Yogurt - plain  
Yogurt - strawberry/banana  
Yogurt - vanilla

### **Protein**

Beef\*  
Catfish  
Chicken\*  
Eggs  
Meat - various  
Pork  
Turkey

### **Non-Dairy Beverages**

Almond milk  
Boost  
Coffee  
Energy drinks  
Ensure  
Fruit drink mix powder  
Ice blue raspberry lemonade  
Infant formula  
Lactose free 1%  
Lemonade  
LF2%  
Non-dairy creamer  
Oat milk  
Punch

Soda  
Soy milk  
Sports drink  
Tea  
Thickened coffee  
Thickened water  
Various fruit juice\*  
Water\*

### **Whole Grains, Seeds, and Nuts**

Almonds  
Barley pearled  
Bread products - various  
Candied nuts  
Chestnuts  
Chips - various  
Coconut  
Cornmeal  
Flour  
Focaccia  
Graham Crackers  
Oats  
Peanut butter  
Peanuts  
Pecans  
Rice – various\*  
Taco shells  
Walnut

### **Herbs**

Basil\*  
Chervil  
Cilantro  
Cloves  
Dill  
Mint  
Oregano  
Parsley\*  
Rosemary  
Thyme

### **Processed and Prepared Foods**

Animal crackers  
Bagels

English muffins  
Baked goods  
Banana bread  
Batter mix  
Biscuits  
Bread  
Breadsticks  
Breakfast bites  
Brown rice  
Brownies  
Burritos  
Cakes  
Cereal  
Cereal bars  
Charbroil beef patties  
Cheese sticks  
Chicken  
Chicken cheese go sticks  
Chicken and dumplings  
Chicken fajita strips  
Chicken nuggets  
Chicken patties  
Chicken product  
Chicken tenders  
Chili  
Chips  
Chocolate chips  
Chow mein noodles  
Cinnamon rolls  
Cookies  
Corn dogs  
Corn dogs - turkey  
Corn tortillas  
Crackers  
Cream of chicken soup  
Crispitos  
Croissants  
Danish  
Diced Chicken  
Diced potatoes  
Donuts  
Egg and cheese sandwiches  
Eggrolls  
Falafel

Flour tortillas  
French fries  
French toast  
Fried pies  
Frosting  
Fruit cobbler  
Fruit cocktail  
Gluten-free breads  
Graham crackers  
Granola  
Granola bars  
Ham and cheese sandwiches  
Hamburger buns  
Hashbrown  
Hashbrown casserole  
Hoagie rolls  
Hot dog buns\*  
Hot dogs  
Hush puppies  
Lasagna  
Macaroni and cheese  
Mashed potatoes  
Muffins  
Other sandwiches  
Pancake sausage bites  
Pancake sausage stick  
Pancakes  
Pasta  
PBJ sandwiches  
Peach cobbler  
Pickles  
Pinto beans  
Pizza  
Pizza dough  
Pizza sticks  
Pop tarts  
Potato chips  
Potato salad  
Pretzel sticks  
Pretzels  
Ravioli  
Refried beans  
Rice  
Rye bread

Sandwich buns  
Sandwich rolls  
Sausage patties  
Seasonings  
Sliced bread  
Sloppy joes  
Spanish rice\*  
Spice  
Spinach tortilla wraps  
Stuffing  
Sushi  
Sweet potato casserole  
Sweet potato fries  
Taco shells  
Tater tots  
Tofu  
Tortilla chips  
Tortilla soup  
Tots  
Vegetarian patties  
Waffles  
White bread  
Whole wheat bread  
**Seasonings, Sauces,  
Condiments, and Jams**  
Alfredo sauce  
Almond butter  
Apple butter  
Baking powder  
Baking soda  
BBQ sauce  
Buffalo sauce  
Carmel topping  
Cavendars seasoning  
Cheese sauce  
Coffee mate  
Cranberry sauce  
Cream of chicken  
Cream of mushroom  
Dried herbs  
Gravy  
Guacamole  
Honey  
Horseradish

Hummus  
Italian dressing  
Jam  
Jelly\*  
Ketchup  
Lemon juice  
Marinade  
Marinara sauce  
Marmalade  
Mayonnaise\*  
Mustard  
Oil  
Onion seasoning  
Peanut butter  
Pepper  
Pesto  
Pickles  
Pico de gallo  
Ranch dressing  
Relish  
Rice  
Rotel  
Taco sauce  
Tartar sauce  
Tzatziki sauce  
Vinegar - white  
Salsa verde  
Salt  
Seasonings  
Shortening  
Sloppy joe sauce  
Spaghetti sauce  
Sprinkles  
Stir fry seasoning  
Sugar  
Sweet chili sauce  
Syrup



**Arkansas Department of Agriculture**  
1 Natural Resources Drive  
Little Rock, Arkansas 72205  
(501) 225-1598 | [agriculture.arkansas.gov](http://agriculture.arkansas.gov)